


Contractor's Specification Sheet For

4 " Suicide Prevention Faucet

The suicide prevention 4" spread faucet is basically a Chicago meter type faucet that is encase in Corian material. It is designed so that a patient cannot tied anything to it and use it as a hanging point. The fixture sits on the top of sink and the rear of the faucet extends to either the backsplash or the wall. (See attachment)



Note:

To perform maintenance or change water duration , an "Allen" is inserted in the notch located near each push-handle.



802-V665CP –
4" Center Lavatory Faucet

The faucet is 8" wide, 3" high and approximately 8" long depending on the distance to the wall or backsplash. It weighs approximately 8 lbs and is attached to the sink by two threaded nuts around the water inlet pipes. The faucet can be cast in white, almond or several stone looking textures. The water duration can be set from 8-20 seconds.

Norva Plastics, Inc
1-800-826-0758
In VA: (757) 622-9281
Fax: (757) 623-2859



Suicide Prevention Faucet – Ordering Worksheet



1)

Prior to shipping your order of suicide prevention faucets, we need the following information to ensure they properly fit your existing patient sinks.

- 1) Quantity of faucets? _____
- 2) Size of Faucet? **4 inch spread** **8 inch spread**
- 3) Please measure the distance from the centerline of the hole to backsplash or wall? _____
- 4) **Note:** please note if not all sinks are the same. If not the same, break down the information by quantity.
- 5) Describe if the pedestal the faucet will mount to : flat or irregular sloping. Sink Model Number if known? _____
- 6) In the corner where the backsplash or wall meets, is the corner round or square 90 degrees? If round, use scale on last page and list size. _____
- 7) What is the height of the backsplash or stated there are none? _____
- 8) What color or texture do you want?



White Almond Sand Quarry Spice
(see attached sheet for selections)

Please sign this worksheet and fax it to Norva Plastics as soon as you can to start the ordering process

Name: _____ Date: _____

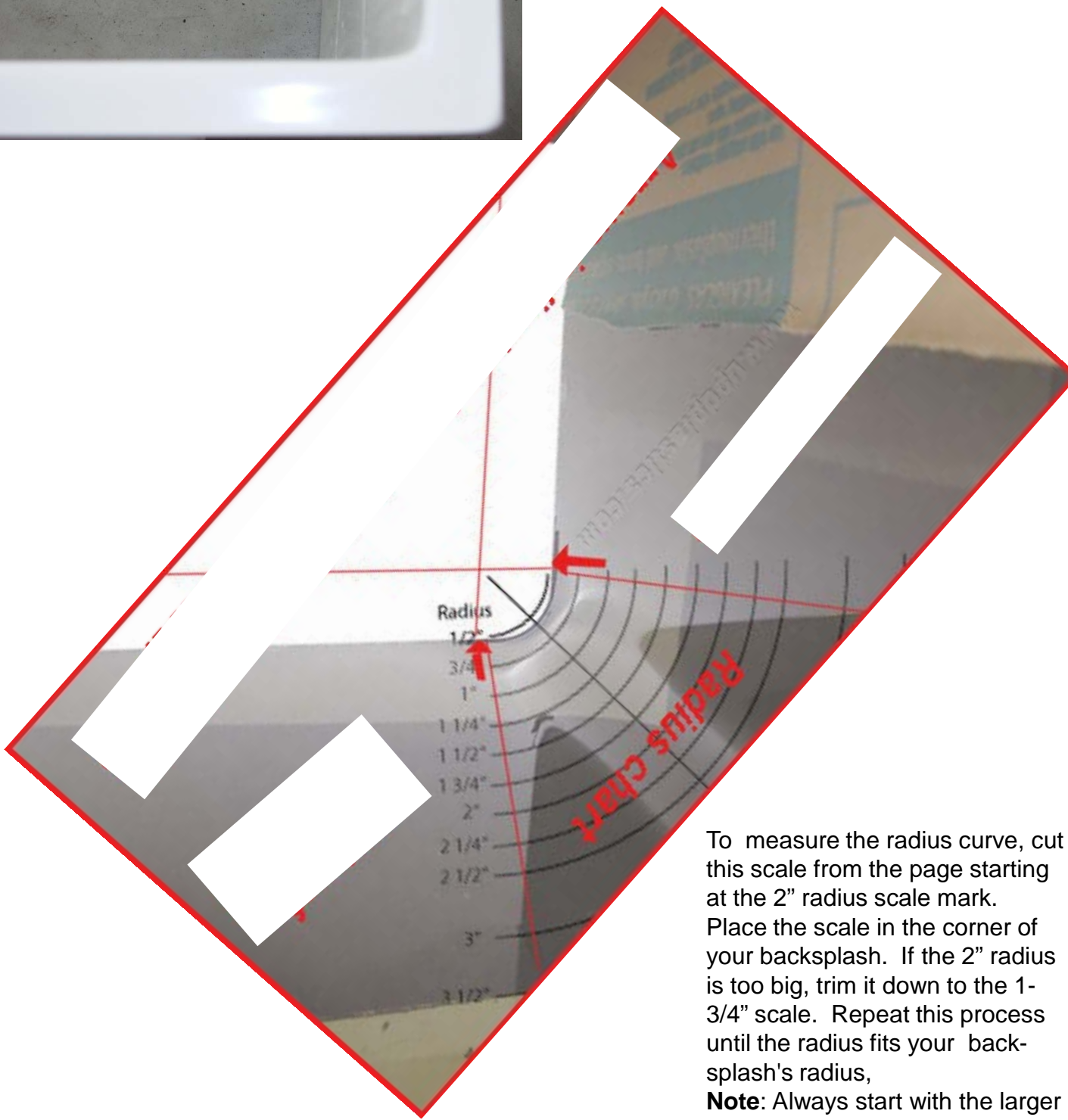
Signature _____

POC Phone number: _____

If you have any questions regarding your order, please call Norva Plastics.

Norva Plastics, Inc
1-800-826-0758
In VA: (757) 622-9281
Fax: (757) 623-2859

Sample backsplash



To measure the radius curve, cut this scale from the page starting at the 2" radius scale mark. Place the scale in the corner of your backsplash. If the 2" radius is too big, trim it down to the 1-3/4" scale. Repeat this process until the radius fits your backsplash's radius, **Note:** Always start with the larger radius first and work to smaller scale.