

Norva Plastics Suicide Prevention Doors are customized for every customer. In order to provide you the best possible product and expedite your order, please complete the questionnaire, sign-it, and fax it back to us ASAP so that we can start production of your doors.

Because the doors are custom-made to meet individual facility specifications, the door is non-refundable. Please measure carefully.

If you will note, the Door is hung in the center of the door frame (jamb) and not on the outside of the frame. It is hung 3" from the top of the jam and 6" off the bottom. This is to ensure there are no hanging points. Once hung, the gasket should barely touch the door frame so nothing can be wedge on that side of the door.

1) What is the door frame I.D. size?
Width _____ Height _____

Refer to photos #1 & 1A. The measurements are taken from the center (i.e. door stop) of the door frame not where the door normally is seated.
Note: Version #2 Door is pictured.

2) View from outside of the bathroom looking into the bathroom. Where do you want the hinge on the SRD door?

Right Hinge Left Hinge
Qty. _____ Qty. _____

Door Version for production: #1____ or #2____
OR Shower Door version #1 with Gasket on bottom edge _____

NOTE: Version #1 Door has no drop-down privacy panel


Approved for Production by:
Print Name: _____
Signature _____
Date: _____

Contact No: _____
Questions? Call Greg or Howard prior to submitting this form.

Norva Plastics Inc.



3911 Killiam Ave. Norfolk, VA 23508
757-622-9281 * Fax 757-623-2859

Suicide Prevention Door Or Shower Door– Production Order Worksheet



Right Hinge

Left Hinge




Sentinel Event Reduction Door Version #1



One-piece
No drop-down
privacy_panel

Suicide Reduction Door Version #2



Drop down
Privacy panel



Gaskets

SHOWER DOOR VERSION #1